

# A.B.T

## User Guide

## دليل المستخدم

[www.Arabic-uae.com](http://www.Arabic-uae.com)



# Index

- ✓ What is Arabic Benchmark Test?
- ✓ Why A.B.T?
- ✓ Signup your school
- ✓ The school control panel
- ✓ The student login
- ✓ The assessment



## What is Arabic Benchmark Test?

- ✓ No two students perform the same way in the Arabic language. And when a teacher has a class full of 20 students, they have to do their best to make sure all their students are learning the Arabic language that's being taught. Some students, of course, learn easier and faster than others.
- ✓ Teachers, therefore, need to be able to effectively differentiate their instruction so that all students have an opportunity to meet the same standards, including students with learning disabilities, as well as students who are gifted.
- ✓ If educators want to know whether or not their students are performing up to where they need be, then they need to use Arabic Benchmark Test to make that determination.
- ✓ Arabic Benchmark Test is the act of creating measurable standards set for assessment in which students can be measured.
- ✓ Arabic Benchmark Test helps to keep students on track for success in the Arabic language, and can ultimately raise the standards for education in a classroom.
- ✓ We follow the framework standard of Arabic as the first language and an Additional language in the UAE.
- ✓ The assessment is based on Bloom's taxonomy and includes testing for all ability levels.
- ✓ There are three assessments during the year: September round, February round and May round.
- ✓ The assessment will be marked out of 100.
- ✓ There are two periods for each assessment:
  - Period 1 (Reading and Listening) for 60 min.
  - Period 2 (Writing and Speaking) for 60 min.
- ✓ The multiple choice questions are marked automatically. All other questions are marked by two professional Arabic team teachers to ensure accurate marking and moderation.

## Why A.B.T?

### A.B.T offers:

- High-Quality assessment based on The Arabic framework for Arabic as the first and an additional language.
- Cover the four skills (Reading, Writing, Speaking and Listening).
- Arabic as an additional language according to the years of learning Arabic.
- The assessment is based on Bloom's taxonomy and includes testing for all ability levels.
- Accurate data.
- Data analysis.
- Moderation and comparing between the schools.
- Comprehensive and individual reports.
- Confidentiality and security.
- Professional platforms for the school and the student.
- Exporting the student's results, school results, data analysis, students log in, booking the assessments and manage your students from the school platform.
- Saving the school data and results for 10 years in the system.

## Signup your school

- 1-Visit [www.Arabic-uae.com](http://www.Arabic-uae.com)
- 2-School login
- 3-Sign up

تسجيل مدرسة جديدة






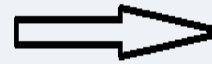













You will need to fill all the fields Register a new school

The School name <small>school_name</small>	The school principal or Arabic HOD <small>delegate_name</small>
The Official School Website <small>website</small>	Dubai, Abu Dhabi, .... <small>address</small>
School Telephone <small>phone</small>	Principal or HOD Email adress <small>email</small>
Confirm your password <small>password_confirmation</small>	Create your password <small>Password</small>

تسجيل جديد Sign Up



**The school control panel**

<p>Here you can find if the marking is done or Not</p>		  <p>Students اختبارات الطلاب assessments</p>
<p>Here you can request Reassess for who was absent on the assessment time</p>		 <p>Re- طلبات الإعادة Assessments requests</p>
<p>Here you can find all years group that we providing the assessments</p>		 <p>The Year الصفوف learning Arabic</p>
<p>Here you can order the assessment - Just tick and write the number of students that need to assess</p>		 <p>Request طلب اختبار assessment</p>
<p>Here you can find all the assessments that you ordered</p>		 <p>My Orders طلباتي</p>
<p>Here you can export the school results in an Excel sheet according to the skills and the total mark</p>		 <p>My Levels مستوياتي</p>
<p>Here you can manage all the students (Add, delete and change the information) Export the student's reports - Export the student's login cards</p>		 <p>Manage the إدارة الطلاب students</p>
<p>Here you can get the data analysis for the school according to the skills and the assessments</p>		 <p>Data تحليل النتائج Analysis</p>
<p>You can compare your school with other schools according to the curriculum and Grades.</p>		 <p>مقارنتك مع المدارس الأخرى Comparing with other schools</p>

## The student login

- 1-Visit [www.Arabic-uae.com](http://www.Arabic-uae.com)
- 2-Student login
- 3-Enter your username
- 4-The password for all the students is **123456**

تسجيل دخول طالب Student login

Should be 123456 for all the students

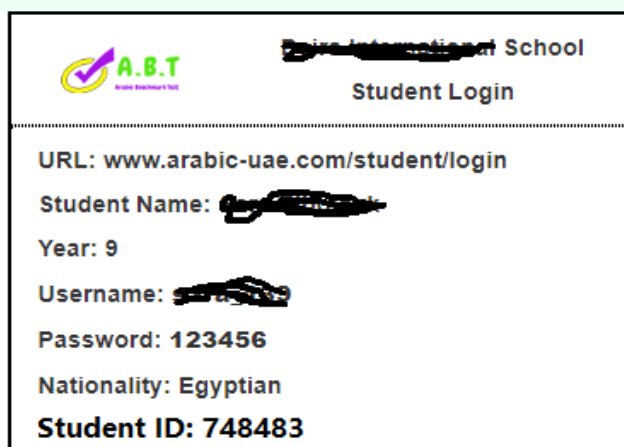
\_\_\_\_\_ Password \_\_\_\_\_ username

تسجيل الدخول login  تذكرني me Remember

حقوق البرمجة © A.B.T 2019



## Example of the student login card



**Student Login**

URL: [www.arabic-uae.com/student/login](http://www.arabic-uae.com/student/login)

Student Name: \_\_\_\_\_

Year: 9

Username: \_\_\_\_\_

Password: 123456

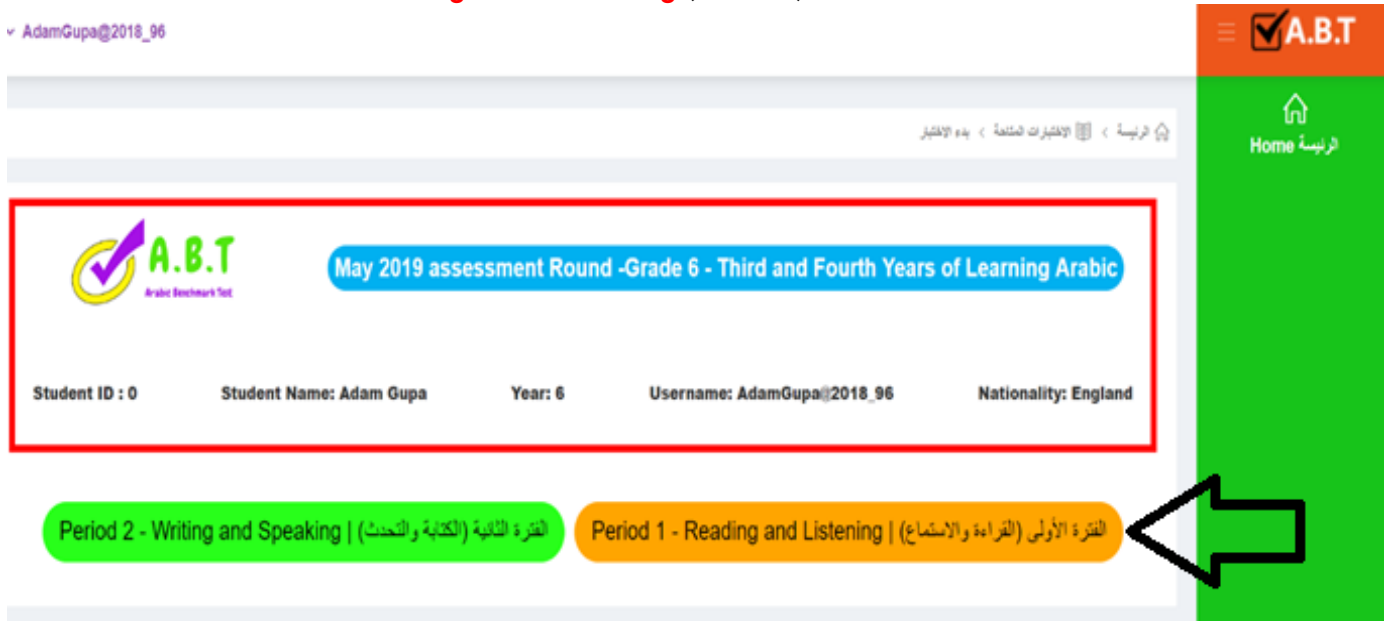
Nationality: Egyptian

Student ID: 748483

## The assessment

### Period 1 – Reading and Listening (60 min)

AdamGupa@2018\_96

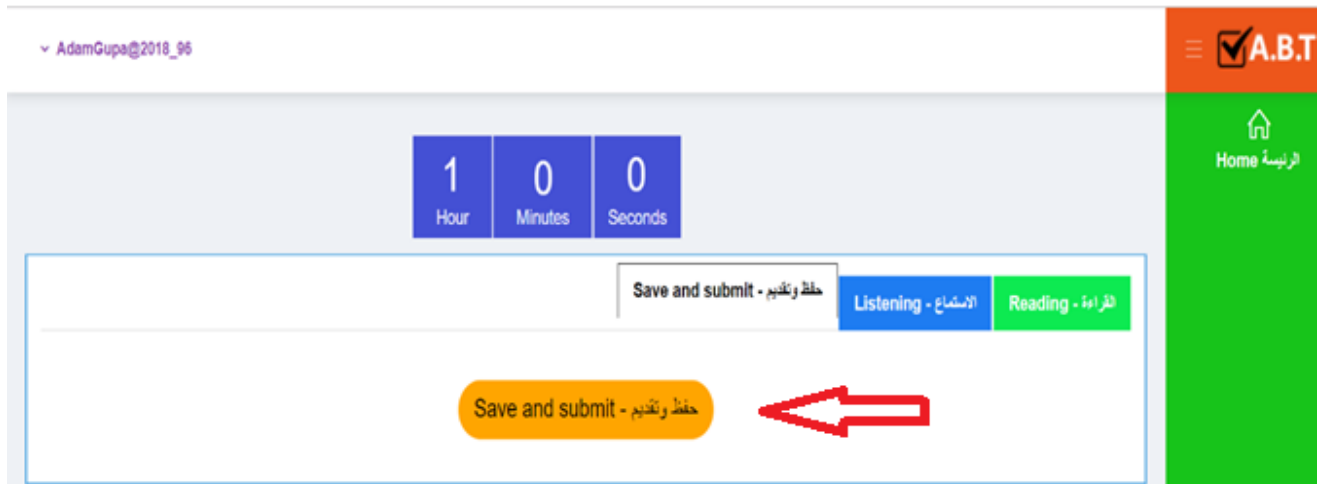


The screenshot shows the A.B.T assessment interface. At the top right, there is a navigation menu with a home icon and the text "الرئيسية Home". The main content area features the A.B.T logo and the title "May 2019 assessment Round -Grade 6 - Third and Fourth Years of Learning Arabic". Below the title, there is a table of student information:

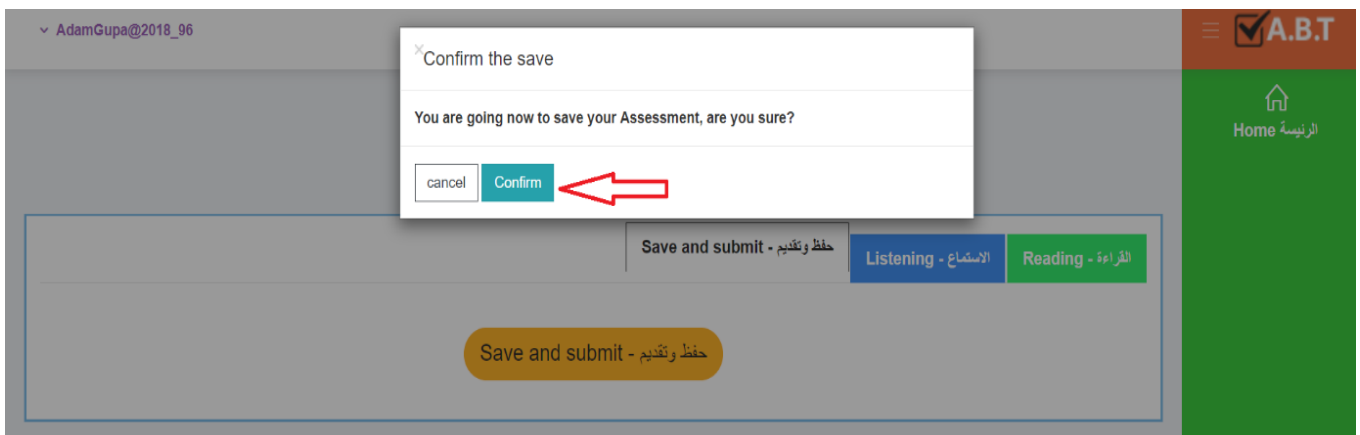
Student ID : 0	Student Name: Adam Gupa	Year: 6	Username: AdamGupa@2018_96	Nationality: England
----------------	-------------------------	---------	----------------------------	----------------------

At the bottom, there are two buttons: "الفترة الثانية (الكتابة والتحدث) | Period 2 - Writing and Speaking" and "الفترة الأولى (القراءة والاستماع) | Period 1 - Reading and Listening". A black arrow points to the "Period 1" button.

### Save and Submit (After finishing answer all the questions)



The screenshot shows the A.B.T assessment interface with a timer set to 1 hour, 0 minutes, and 0 seconds. Below the timer, there are three buttons: "Save and submit - حفظ وتقديم", "الاستماع - Listening", and "القراءة - Reading". A red arrow points to the "Save and submit" button.



The screenshot shows the A.B.T assessment interface with a confirmation dialog box. The dialog box has the title "Confirm the save" and the text "You are going now to save your Assessment, are you sure?". There are two buttons: "cancel" and "Confirm". A red arrow points to the "Confirm" button.

## Period 2 – Writing and Speaking (60 min)

AdamGupa@2018\_96

الرئيسية > الاختبارات المشتملة > بدء الاختبار



May 2019 assessment Round - Grade 6 - Fifth Year of Learning Arabic

Student ID : 0

Student Name: Adam Gupa

Year: 6

Username: AdamGupa@2018\_96

Nationality: England

Period 2 - Writing and Speaking | الفترة الثانية (الكتابة والتحدث) and Listening | الفترة الأولى (القراءة والاستماع)

A.B.T

الرئيسية Home

## Save and Submit (After finishing answer all the questions)

AdamGupa@2018\_96

1 0 0  
Hour Minutes Seconds

حفظ وتقديم - Save and submit

التحدث - Speaking

الكتابة - Writing

حفظ وتقديم - Save and submit

A.B.T

الرئيسية Home

AdamGupa@2018\_96

\*Confirm the save

You are going now to save your Assessment, are you sure?

cancel

Confirm

حفظ وتقديم - Save and submit

التحدث - Speaking

الكتابة - Writing

حفظ وتقديم - Save and submit

A.B.T

الرئيسية Home

## There are the assessment instructions above each skill as below:

There are 15 Questions in Two Reading Comprehensions .	عدد الأسئلة 15 سؤالاً موزعة على فقرتين للفهم القرآني.
You must answer all the questions.	يجب الإجابة عن جميع الأسئلة
The Reading assessment out of 25 Mark.	مجموع الدرجات لاختبار القراءة 25 درجة



### القراءة - Reading

ارشادات الاختبار

The assessment instructions

There are 15 Questions in Two listening audio.	عدد الأسئلة 15 سؤالاً موزعة على نصين للاستماع.
You must answer all the questions	يجب الإجابة عن جميع الأسئلة
The Listening assessment out of 25 Marks.	مجموع الدرجات للاستماع 25 درجة



### الاستماع - Listening

ارشادات الاختبار

The assessment instructions

- ✓ There are 5 questions in writing skill.
- ✓ The student will have an option to answer questions 1-4 online or by handwriting.
- ✓ In question No. 5 the student must answer in an external sheet by handwriting.
- ✓ From the Laptop, Desktop or Mac: The school will take responsibility to attach the answers in the school platform after finishing the assessment.
- ✓ From IPad: The student needs to take a picture from his answer immediately and upload it.



### الكتابة - Writing

ارشادات الاختبار

The assessment instructions

- ✓ There are 5 questions in speaking skill.
- ✓ 5 Marks for each question.
- ✓ The student needs to answer the questions according to the type of device that he using.

From Laptop, Desktop or Mac:



Delete Stop Record


From IPad (Apple):

The student needs to press choose file to start record video then press use it - The front Camera will open automatically.



From IPad (Android):

The student needs to press choose file to start record voice audio then press use it.



### التحدث - Speaking

ارشادات الاختبار

The assessment instructions